

K N
KFC-X698



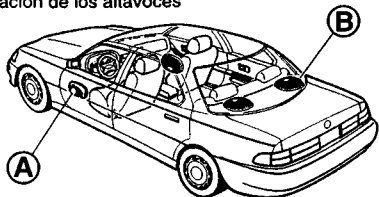
TEMPLATE GABARIT SCHABLONE SJABLOON MASCHERINA PLANTILLA

DOOR/REAR DECK SPEAKER
HAUT-PARLEUR POUR PORTIERE/PLAGE ARRIÈRE

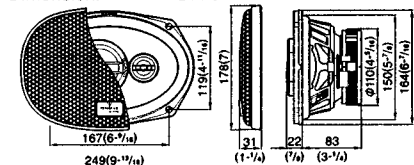
KFC-X698

INSTALLATION INSTRUCTIONS
PROCÉDURES D'INSTALLATION

Speaker locations
Emplacement des haut-parleurs
Plazierung der Lautsprecher
Plaatsen van luidsprekers
Luogo di installazione degli altoparlanti
Ubicación de los altavoces

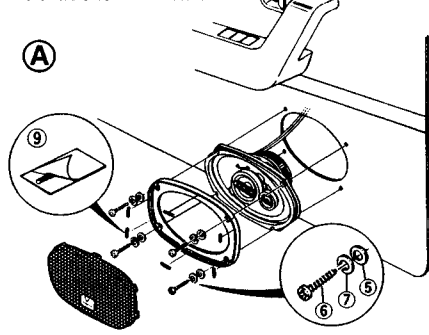


Dimensions
Abmessungen
Dimensioni

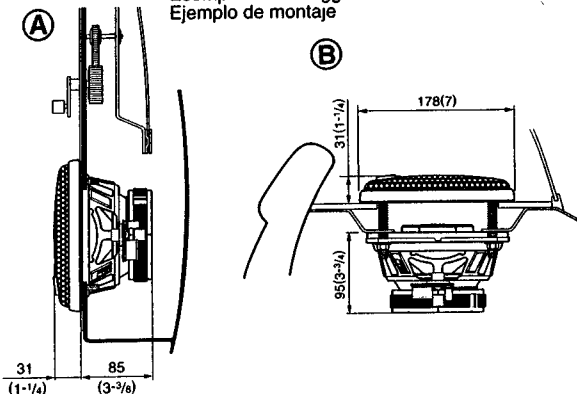


Unit:mm(inch)
Unitè:mm(pouces)

Installation
Einbau
Installazione

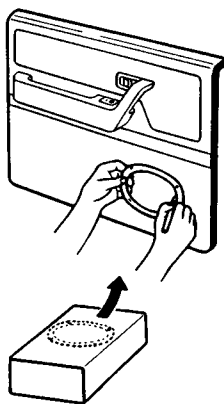


Example of mounting
Exemple de montage
Hinweise zum einbau
Installatievoorbeeld
Esempio di montaggio
Ejemplo de montaje



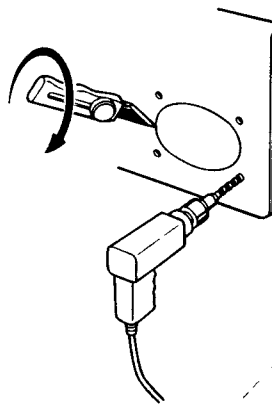
How to use the template
Gebrauch der schablone
Uso della mascherina

Mark holes
Reperer les trous
Die löcher anzeichnen
Markeer gaten
Fori di riferiment
Marque los orificios



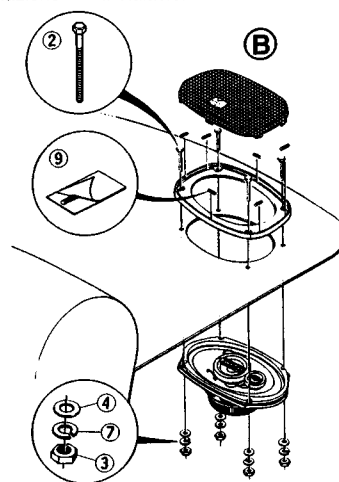
Utilisation du gabarit
Gebruik van het maatplaatje
Forma de utilizar la plantilla

Cut out the holes
Decouper les trous
Die löcher ausschneiden
Snij gaten uit
Forare
Taladre orificios



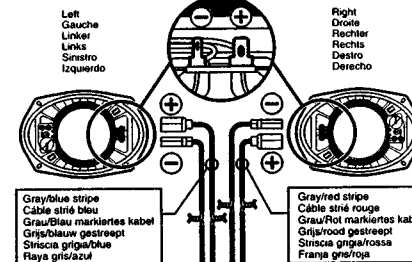
Installation
Einbau
Installazione

Installation
Installatie
Instalación



Connections
Anschlüsse
Collegamenti

Raccordements
Aansluitingen
Conexiones



CAR AUDIO COMPONENTS
ELEMENTS HI-FI POUR VOITURE
AUTO STEREO-KOMPONENTEN
COMPONENTI AUDIO PER AUTO
COMPONENTES DE AUDIO PARA AUTOMÓVILES

Parts included
Mitgeliefertes zubehör
Parti incluse

Pieces comprises
Bijgeleverde onderdelen
Partes incluidas

- | | | | |
|---|--------------|---|-------------------|
| ① |X2 | ⑥ | φ 4×40.....X8 |
| ② | M4×70.....X8 | ⑦ | φ 4.....X8 |
| ③ | M4.....X8 | ⑧ | 4.5m(15ft).....X2 |
| ④ | M4.....X8 | ⑨ |X1 |
| ⑤ | φ 4.....X8 | ⑩ |X2 |

■ Do not use the provided speaker cords for other purposes (such as a power cord). Otherwise malfunction or fire hazard could result.
■ Ne pas utiliser les cordons de liaison aux encaintes pour une destination autre que celle prévue (par exemple, pour alimenter un appareil). Faute de quoi, un défaut de fonctionnement ou un incendie pourraient en résulter.
■ Die mitgelieferten Lautsprecherkabel dürfen nicht für andere Zwecke verwendet werden (z.B. als Netzkabel), da dies eine Funktionsstörung oder die Gefahr eines Brandes verursacht.
■ Gebruik de bijgeleverde luidsprekersnoeren niet voor andere doeleinden (bijvoorbeeld als netsnoer), daar dat mogelijk brand of andere problemen veroorzaakt.
■ Non utilizzare i cavi dei diffusori in dotazione per scopi diversi (come, ad esempio, cavi di alimentazione). In caso contrario si possono causare incendi e folgorazioni.
■ No utilize los cables de altavoces suministrados para otros propósitos (tales como los de un cable de alimentación). Si no, podrían producirse averías o peligros de incendio.

IMPORTANT SAFEGUARDS

KENWOOD


KENWOOD CORPORATION

⚠ Caution : Read this page carefully to keep your safety


©PRINTED IN SINGAPORE B58-0467-00(W)(FS) 017595
8012 11 10 9 8 7 6 5 4 3 2 1 89/12 11 10

Please read all of the safety and operating instructions before operating this unit. For best results, follow all warnings placed on the unit and adhere to the operating and use instructions. These safety and operating instructions should be retained for future reference.


1 Suffocation — After taking the unit out of the polyethylene bag, be sure to dispose of the polyethylene bag out of the reach of children. Otherwise, they may play with the bag, which could cause hazard of suffocation.




2 Power supply voltage — Connect the illumination lamp-equipped speakers to DC 12 V, negative ground.



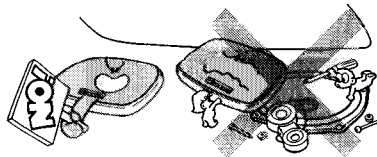
3 Water and moisture — Do not install the speakers in locations which may be subject to water or moisture.




4 Dust and unstable locations — Do not install the speakers in unstable locations or locations subject to dust.



5 Modification — Do not attempt to open or modify the unit, for this could cause fire hazard or malfunction.



6 Cleaning — Do not use gasoline, naphtha, or any type of solvent to clean the speakers. Clean by wiping with a soft, dry cloth.



7 Abnormal smell — In the event the unit generates smoke or abnormal smell, immediately switch the power OFF. After this, please contact your dealer or nearest service station as soon as possible.

POWER OFF!



Content

U.S.A.	2
Australia	3
Canada	4
Military	6
Belgique et Grand-duché de Luxembourg	8
Danmark	9
Deutschland	9
Nederland	10
Portugal	10
U.K. & Ireland	11
Österreich	11
Ellás	12
España	12
France	13
Italia	13
Suomi	14
Andorra	14
Iceland	14
Malta	14
Norge	15
Schweiz	15
Svizzera	15
Suisse	15
Sverige	15

Dear Customer,

Thank you for purchasing the Product. As mentioned on this page of this booklet, our Warranty is only valid in the countries listed. If your country is not listed please contact your retailer for information on warranty procedure or write to:

KENWOOD Customer Information Center
3-6-17 Aobadaí
Meguro-ku Tokyo 153 JAPAN
Kenwood Corporation
Customer Information Center

Page	
2	
3	
4	
6	
8	
9	
9	
10	
10	
11	
11	
12	
12	
13	
13	
14	
14	
14	
14	
15	
15	
15	
15	
15	

KENWOOD

Warranty Card

Geräte-Typ und Seriennummer
Identification du produit
Produkt navn og serie nummer
Modelo y Número de serie
Malli ja sarjanumero
Μοντέλο και αριθμός σειράς
Modello e numero di matricola
Modell og serienummer
Modelo e numero de série
Apparat typ & serienummer
Identificatie van het produkt
Módel heiti og raðnumber
II-Mudell u s-serial number
Model name & serial number

Stempel und Unterschrift des Händlers
Revendeur & cachet
Forhandler
Distribuidor y sello
Jälleenmyyjä & leima
Σφραγίδα εταρτίας
Timbro del rivenditore
Forhandlerens navn og stempel
Agente e carimbo
Återförsäljare & stämpel
Dealer & stempel
Undirritun og stimpill söluaðila
Timbru tal-bejjiegh
Dealer & stamp

Kaufdatum
Date d'achat
Købsdato
Fecha de compra
Ostopäivä
Ημερομηνία αγοράς
Data di acquisto
Kjøpt dato
Data de compra
Inköpsdatum
Aankoopdatum
Sölu dagur
Id-data ta' meta nxtara
Purchase date

Name und Anschrift des Käufers
Nom & adresse du client
Købers navn og adresse
Nombre y dirección del cliente
Asiakkaan nimi & osoite
Όνομα και διεύθυνση αγοραστή
Nome e indirizzo del cliente
Kundens navn og adresse
Nome e morada do comprador
Kundens namn & adress
Naam & adres van de klant
Nafn og heimilisfang kaupanda
L-isen u l-indirizz tax-xerrej
Name & address of customer

The tables of content are a back cover

This warranty will be honored only in the U.S.A.

KENWOOD LIMITED WARRANTY FOR CAR STEREO COMPONENTS

HOW LONG IS THE WARRANTY

Kenwood U.S.A. Corporation ("Kenwood") warrants this product for a period of one (1) year from the date of original purchase.

WHAT IS COVERED AND WHAT IS NOT COVERED

Except as specified below, this warranty covers all defects in material and workmanship in Kenwood car stereo components. The following are not covered by the warranty:

1. Any product which is not distributed in the U.S.A. by Kenwood or which is not purchased in the U.S.A. from an authorized Kenwood car stereo dealer or an automobile dealer, unless the product is purchased through the U.S.A. Military Exchange Service.
2. Any product on which the serial number has been defaced, modified or removed.
3. Damage, deterioration or malfunction resulting from:
 - a. Any shipment of the product (claims must be presented to the carrier).
 - b. Installation or removal of the product.
 - c. Accident, acts of nature, misuse, abuse, neglect, unauthorized product modification or failure to follow instructions supplied with the product.
 - d. Repair or attempted repair by anyone not authorized by Kenwood.
 - e. Any other cause which does not relate to a product defect.

WHO IS PROTECTED

This warranty is enforceable only by the original purchaser.

WHAT WE WILL PAY FOR

We will pay for all labor and material expenses for covered items. Payment of shipping charges is discussed in the next section of this warranty.

HOW TO OBTAIN WARRANTY SERVICE

If your KENWOOD product ever needs service:

1. Take or ship it to any KENWOOD Authorized Service Center in the U.S.A. along with & complete description of the problem. (if you are uncertain as to whether a Service Center is authorized, please call 1-800-KENWOOD for the nearest Service Center. 1-800-536-9663).
2. Although you must pay any shipping charges if it is necessary to ship the product for warranty service, we will pay the return shipping charges if the repairs are covered by the warranty within the United States.
3. Whenever your units are taken or sent for warranty service, you must include a copy of the original dated sales receipt as proof of warranty coverage.

LIMITATION OF IMPLIED WARRANTIES

ALL IMPLIED WARRANTIES, INCLUDING WARRANTIES OF MERCHANTABILITY AND FITNESS FOR A PARTICULAR PURPOSE, ARE LIMITED IN DURATION TO THE LENGTH OF THIS WARRANTY.

EXCLUSION OF DAMAGES

KENWOOD'S LIABILITY FOR ANY DEFECTIVE PRODUCT IS LIMITED TO THE REPAIR OR REPLACEMENT OF THE PRODUCT AT OUR OPTION. KENWOOD SHALL NOT BE LIABLE FOR:

1. INSTALLATION OR REMOVAL CHARGES, DAMAGE TO OTHER PROPERTY CAUSED BY ANY DEFECTS IN KENWOOD CAR STEREO COMPONENTS, DAMAGES BASED UPON INCONVENIENCE, LOSS OF USE OF THE PRODUCT; OR
2. ANY OTHER DAMAGES, WHETHER INCIDENTAL, CONSEQUENTIAL OR OTHERWISE.

SOME STATES DO NOT ALLOW LIMITATIONS ON HOW LONG AN IMPLIED WARRANTY LASTS AND/OR DO NOT ALLOW THE EXCLUSION OR LIMITATION OF INCIDENTAL OR CONSEQUENTIAL DAMAGES, SO THE ABOVE LIMITATIONS AND EXCLUSIONS MAY NOT APPLY TO YOU.

This warranty gives you specific legal rights, and you may also have other rights which vary from state to state.

If a problem develops during or after the Limited Warranty Period, or if you have any questions regarding the operation of the product, you should contact your KENWOOD Authorized Dealer or Authorized Service Center. If the problem or your question is not handled to your satisfaction, please contact our Customer Relations Department at the address listed below: